

# PowerSchool Parent Access

*PowerSchool* is School District 3's new, easy-to-use, web-based student information system. Through *PowerSchool*, you can access your child's grades, grade history, and attendance. You can also communicate with your child's teacher by reading teacher comments and setting your email notifications to receive automatic progress reports, based on events of your choice.

You can access *PowerSchool* from any computer that has Internet access. Information that you see in *PowerSchool* is password protected. Each student and parent has a separate user name and password that allows access to only the appropriate records. Students also have access and can view their grades but their account does not have all the features that a parent account has and does not have to be registered, they can just login with the username and password provided.

## Logging in to your Account

Use the following address to log into or register your PowerSchool parent account:

<https://dist3.powerschool.com/public>

- Students can login by using the username and password provided.
- Parents must register by selecting create an account and entering the access ID and access password provided by the district(both are case sensitive). If you have more than one child in the district only enter one and you will be able to access all of them, there is no need to enter them all here. Once you have registered by creating your own password and username you can then login. You will not use the access id or password again after you have registered.


## PowerSchool

**Username**

  
**Password**

[Forget your member name or password?](#)

**Enter**



If you should forget your user name or password, please call or email the **Technology Department** at [powerschool@dist3.org](mailto:powerschool@dist3.org) or (847) 516-5100.


## Getting Around PowerSchool

- To return to your home page at any time, click the

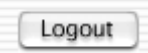
**PowerSchool**

link at the top, left corner of your screen.

Print Page 

- Most screens can be printed. To print a screen, look for a  icon at the bottom, right of the screen.

Logout 

- When you are finished viewing information, click the  button at the top, right corner of your screen.

## Grades & Attendance Page



When you first log into *PowerSchool*, the program opens to the **Grades & Attendance** page. This page displays:

- An overview of your child's **attendance** for this week and last week.
- Your child's **course schedule**, by period. The schedule includes the course name and instructor. Each teacher's name is linked to their **email address**.
- The **current grade** that your child is receiving for this quarter.
- The **historical grades** that your child received for past quarters of this school year.
- The total number of **Absences** and **Tardies** for each course.

Grades and Attendance																		
Attendance By Class																		
Exp	Last Week					This Week					Course	S1	Q3	Q4	E2	S2	Absences	Tardies
	M	T	W	H	F	M	T	W	H	F								
1(A)											Am Lit/Comp - 2 <a href="#">Meyer, Kayrn</a>						0	0
1(A)											Am Lit/Comp - 2 <a href="#">Meyer, Kayrn</a>						0	0
2(A)											Criminal Law <a href="#">Brown, Dennis</a>		A 95	0	0	A 95	0	0
2(A)											Criminal Law <a href="#">Brown, Dennis</a>						0	0
3(A)											US History 2 <a href="#">Hanley, Mike</a>						0	0
3(A)											US History 2 <a href="#">Hanley, Mike</a>						0	0
4(A)											Biology I-2 <a href="#">Zielinski, Mrs.</a>						0	0
4(A)											Biology I-2 <a href="#">Zielinski, Mrs.</a>						0	0
5(A)											Pre-Calculus <a href="#">Richards, Michelle</a>						0	0

↑ Attendance
↑ Course schedule w/ teacher names
↑ Current Grade
↑ Absences
↑ Tardies

In the **Attendance by Class** section of this page, you will see a code for each day that your child was tardy or absent in the two-week period. A **blank** cell means that your child was *present*. Check the Attendance codes at the bottom of the page for clarification.

Click on the **number** link in the **Absences** or **Tardies** column to learn *further* information about an absence or tardy for a particular course.

					Absences	Tardies	
Criminal Law		A- 90	0	0	A- 90	1	2
Brown, Dennis							

Click these links for more information.

## Grades & Assignments



Grades and Attendance



Grades History



Attendance History



Email Notification



Teacher Comments



School Bulletin

The current quarter grade for each quarter is displayed in the columns next to the list of **Courses**.

To see a list of assignments, due dates, and scores received for each assignment, click on the blue grade number for that quarter, in the course row:

Criminal Law		A 94	0
Brown, Dennis			

Click this number to bring up assignments!!

Class Score Detail					
Course		Teacher	Expression	Final Grade	
Criminal Law		Brown, Dennis	2(A)	A 94%	
Due Date	Category	Assignment	Score	%	Grd
01/25/2007	Work	Class Rules Returned	10/10	100	A+
01/29/2007	QUIZ	Chapter Nine Quiz	9/10	90	A-
02/01/2007	Work	Intro to Crim Law Practice Test	25/25	100	A+
02/05/2007	QUIZ	Chapter Ten Quiz	5/6	83.33	B
02/11/2007	TEST	Intro to Crim Test	88/100	88	B+
02/15/2007	Work	Reversal of Fortune Film Paper	50/50	100	A+

Some assignments include additional information, which is entered by the teachers. These assignments appear as a blue link.

Chapter Ten Quiz
<a href="#">Intro to Crim Test</a>
Reversal of Fortune Film Paper

If you click on the assignment, [Intro to Crim Test...](#)

....you will be able to read this description:

Assignment Description	
Teacher	Brown, Dennis
Course	Criminal Law
Assignment name	Intro to Crim Test
Description	Be sure to memorize the dates!

### A few notes about Teacher grading:

- Each teacher may have their own grading system. Some teachers use a straight points system (total number of points / number of point earned), while other assign weights to categories (for instance, tests may be weighed more than homework, or vice versa.)
- Teachers inform students at the beginning of the year what the teachers expect and how they will grade. For more information, check the individual teacher’s web site, or feel free to email or phone the teacher.
- Depending on the assignment, it may take longer for assignment grades to appear on one assignment than another. This is especially true for English papers, or classroom projects. You can view when the grades were last updated for a particular class by looking at the bottom of the Class Score Detail:

03/23/2007	TEST	Crimes/Property Test	UN/100		
03/23/2007	Work	Hinkley Movie Paper	30/30	100	A+
03/23/2007	Work	Andrea Yates Case Study	UN/20		

Grades last updated on 3/26/2007

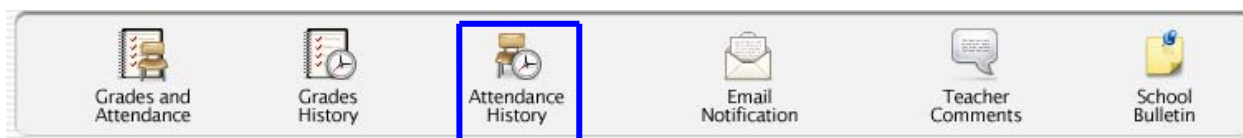
- Grades can change dramatically in the first few weeks of the quarter, since there are so few assignments in the grade book at that time.

## Grades History



The Grade History option provides information for previous quarter grades. You will not see anything in the Grades History section until at least 2<sup>nd</sup> quarter.


## Attendance History



The Grades History selection allows you to view your child's attendance for the current quarter.

Course	Expression	2/26-3/2		3/5-3/9		3/12-3/16		3/19-3/23		3/26-3/30										
		M	T	W	H	F	M	T	W	H	F	M	T	W	H	F				
Am Lit/Comp - 2 Meyer, Kayrn 205 E: 1/23/2007 L: 6/7/2007	1(A)															-	-	-	-	
Criminal Law Brown, Dennis 102 E: 1/23/2007 L: 6/7/2007	2(A)						T								UNV	T	-	-	-	-
US History 2 Hanley, Mike 237 E: 1/23/2007 L: 6/7/2007	3(A)																-	-	-	-
Biology I-2 Zielinski, Mrs. 106 E: 1/23/2007 L: 6/7/2007	4(A)																-	-	-	-
Pre-Calculus Richards, Michelle 1110 E: 1/23/2007 L: 6/7/2007	5(A)																-	-	-	-
10,11,12 PE Slattery, Michael E GYM2 E: 1/23/2007 L: 6/7/2007	6(A)																-	-	-	-
College and Careers for Juniors Brand, Ms. 209 E: 1/23/2007 L: 6/7/2007	7(A)																-	-	-	-

## Email Notification



Through *PowerSchool*, you can be notified by email of your child's grades, attendance and assignments. Use the **Email Notification** link to select with information you would like to receive by email from the list below:

- Summary of current grades and attendance
- Detailed reports showing all assignment scores for each class
- Detailed report of attendance
- School announcements

The information that has a checked box  will be sent to you by email, as long as you include a current email address. If you do not wish to receive a particular piece of information, **uncheck** the box by clicking it again.

For the information that has been checked, you can select how often you would like to receive it. Use the drop-down arrow next to **How often?** to select:

- Never
- Once a week
- Once every two weeks
- Once a month
- Daily

**Please remember:** In order to have any information sent to you, **you must include at least one email address.** If you wish the information sent to more than one email address, include each address, separated by **commas.**

**PLEASE DO NOT REPLY TO THE AUTOMATED EMAILS.** If you have questions about the content of the emails, please contact the teacher of the main office.

After you select your Email Notification preferences, be sure to click the  button.

You may change your email preferences at any time. Please note that **if you have more than one child in the district, you must set up your preferences for each of your children.**

## Teacher Comments



Teachers have the ability to communicate with parents using the **Parent Note** feature of their program, *PowerTeacher*. Parents may access the Parent Notes through the **Teacher Comments** link. Please note that your child will also be able to read the Teacher Comments through his/her PowerSchool Student Account.

If any of your child's teachers has entered a parent note, you will be able to see them when you click the **Teacher Comments** link:

Teacher Comments			
Exp.	Course	Teacher	Comment
1(A)	Reading 6	Bell, Mrs.	
2(A)	Language Arts 6	Bell, Mrs.	Trevor is doing extremely well this quarter!
3(A)	Phy Ed 6	Gallaugh, Mr.	

## School Bulletin



The **School Bulletin** feature is an optional feature that may be used by your son/daughter's school administration to inform parents and students of important information at school. If your school does not use this feature, please visit the school's website.